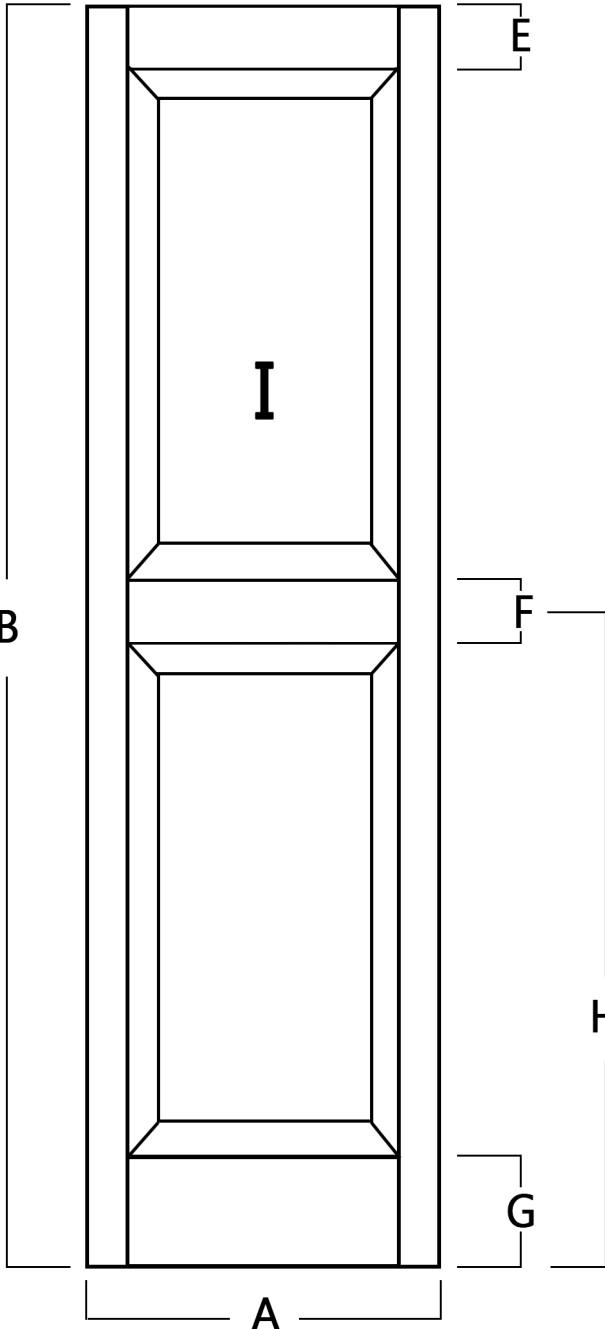




Please use this template to help collect all the details for your **PANELED SHUTTERS** so we can **QUOTE, BUILD, and SHIP** your ideal shutters as soon as **POSSIBLE!**



**** PLEASE EMAIL PICTURES OF THE EXISTING SHUTTERS TO THE EMAIL CONTACTS BELOW**

DETAIL


MEASUREMENT

- A = WIDTH _____
- B = HEIGHT _____
- C = THICKNESS _____
- D = STILE WIDTH _____
- E = TOP RAIL WIDTH _____
- F = MID RAIL WIDTH _____
- G = BOTTOM RAIL WIDTH _____
- H = MID RAIL LOCATION (CENTER) _____
- I = PANEL PROFILE SHAPE (CIRCLE ONE BELOW)


**** SEND PICTURES FOR CUSTOM PROFILE**



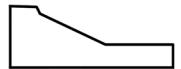
RICHMOND



DOUBLE SHAPED RICHMOND




OSP



OLD YELLOW



BLUE



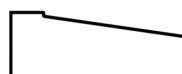
BUSCH



KEITHSBURG



DOUBLE SHAPED DOOR PANEL



HELICOPTER



OLD TIMER



GOLD

COBBLESTONE MILL WOODWORKS
 325 Wilbanks Dr; Ball Ground, GA 30107
 770-345-5612
Jeff@cobblestone-mill.com
Keith@cobblestone-mill.com