
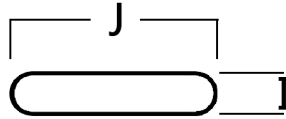
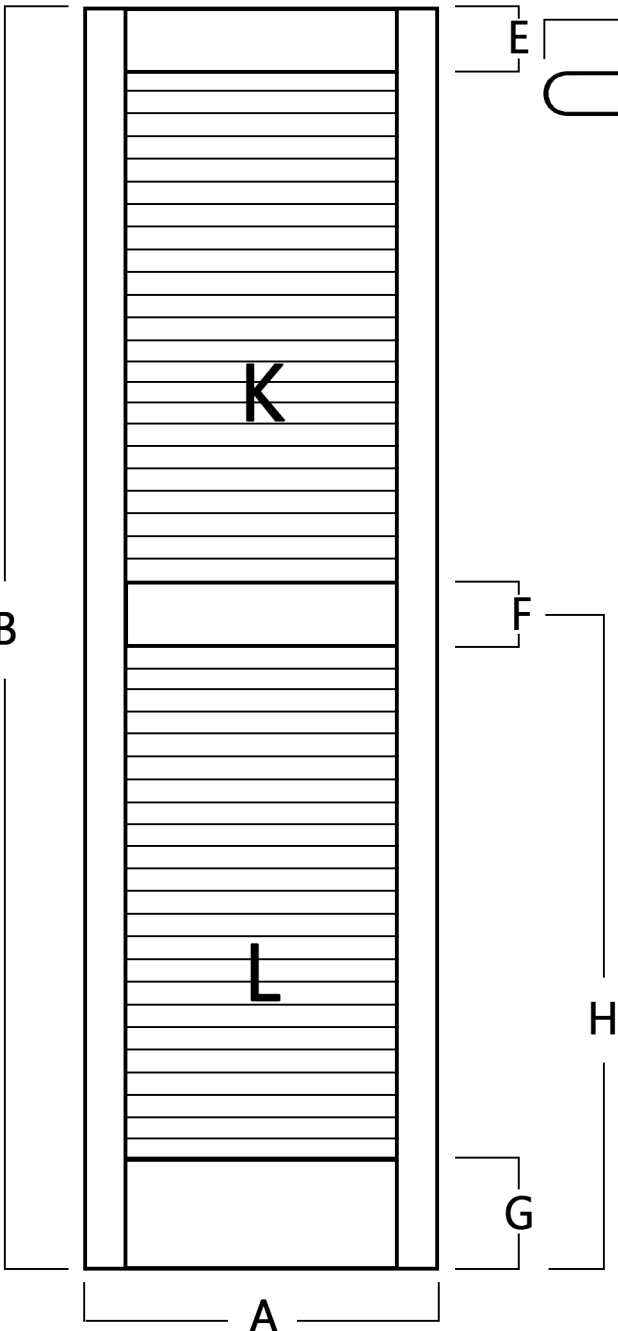




Please use this template to help collect all the details for your  
**LOUVERED SHUTTERS**  
 so we can  
**QUOTE, BUILD, and SHIP**  
 your ideal shutters as soon as  
**POSSIBLE!**



**\*\* PLEASE EMAIL PICTURES OF THE EXISTING SHUTTERS TO THE EMAIL CONTACTS BELOW**



**DETAIL**

**MEASUREMENT**

- A = WIDTH \_\_\_\_\_
- B = HEIGHT \_\_\_\_\_
- C = THICKNESS \_\_\_\_\_
- D = STILE WIDTH \_\_\_\_\_
- E = TOP RAIL WIDTH \_\_\_\_\_
- F = MID RAIL WIDTH \_\_\_\_\_
- G = BOTTOM RAIL WIDTH \_\_\_\_\_
- H = MID RAIL LOCATION (CENTER) \_\_\_\_\_
- I = LOUVER THICKNESS \_\_\_\_\_
- J = LOUVER WIDTH \_\_\_\_\_
- K = LOUVER COUNT IN UPPER SECTION \_\_\_\_\_
- L = LOUVER COUNT IN LOWER SECTION \_\_\_\_\_

COBBLESTONE MILL WOODWORKS  
 325 Wilbanks Dr, Ball Ground, GA 30107  
 770-345-5612  
[Jeff@cobblestone-mill.com](mailto:Jeff@cobblestone-mill.com)  
[Keith@cobblestone-mill.com](mailto:Keith@cobblestone-mill.com)